
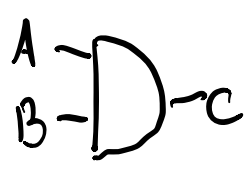

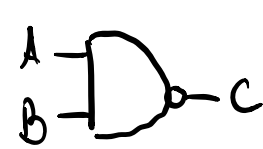

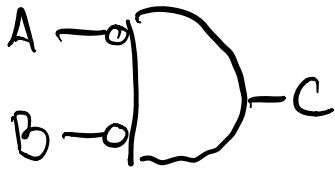


Logic Gates

gate	name	truth table															
	inverter not	<table border="1"> <thead> <tr> <th>A</th> <th>B</th> </tr> </thead> <tbody> <tr> <td>0</td> <td>1</td> </tr> <tr> <td>1</td> <td>0</td> </tr> </tbody> </table>	A	B	0	1	1	0									
A	B																
0	1																
1	0																
	and	<table border="1"> <thead> <tr> <th>A</th> <th>B</th> <th>C</th> </tr> </thead> <tbody> <tr> <td>0</td> <td>0</td> <td>0</td> </tr> <tr> <td>0</td> <td>1</td> <td>0</td> </tr> <tr> <td>1</td> <td>0</td> <td>0</td> </tr> <tr> <td>1</td> <td>1</td> <td>1</td> </tr> </tbody> </table>	A	B	C	0	0	0	0	1	0	1	0	0	1	1	1
A	B	C															
0	0	0															
0	1	0															
1	0	0															
1	1	1															
	or	<table border="1"> <thead> <tr> <th>A</th> <th>B</th> <th>C</th> </tr> </thead> <tbody> <tr> <td>0</td> <td>0</td> <td>0</td> </tr> <tr> <td>0</td> <td>1</td> <td>1</td> </tr> <tr> <td>1</td> <td>0</td> <td>1</td> </tr> <tr> <td>1</td> <td>1</td> <td>1</td> </tr> </tbody> </table>	A	B	C	0	0	0	0	1	1	1	0	1	1	1	1
A	B	C															
0	0	0															
0	1	1															
1	0	1															
1	1	1															
	NAND	<table border="1"> <thead> <tr> <th>A</th> <th>B</th> <th>C</th> </tr> </thead> <tbody> <tr> <td>0</td> <td>0</td> <td>1</td> </tr> <tr> <td>0</td> <td>1</td> <td>1</td> </tr> <tr> <td>1</td> <td>0</td> <td>1</td> </tr> <tr> <td>1</td> <td>1</td> <td>0</td> </tr> </tbody> </table>	A	B	C	0	0	1	0	1	1	1	0	1	1	1	0
A	B	C															
0	0	1															
0	1	1															
1	0	1															
1	1	0															
	NOR	<table border="1"> <thead> <tr> <th>A</th> <th>B</th> <th>C</th> </tr> </thead> <tbody> <tr> <td>0</td> <td>0</td> <td>1</td> </tr> <tr> <td>0</td> <td>1</td> <td>0</td> </tr> <tr> <td>1</td> <td>0</td> <td>0</td> </tr> <tr> <td>1</td> <td>1</td> <td>0</td> </tr> </tbody> </table>	A	B	C	0	0	1	0	1	0	1	0	0	1	1	0
A	B	C															
0	0	1															
0	1	0															
1	0	0															
1	1	0															



(not A) and (not B)

$\bar{a} \cdot \bar{b}$

negative and gate?

A	B	C
0	0	1
0	1	0
1	0	0
1	1	0

Bubble Pushing

optional!



(not A) and (not B)
= not (A or B)



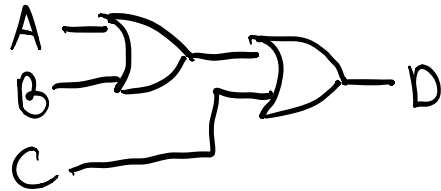
(not A) or (not B)
= not (A and B)



(not (not A)) = A

In breakout groups

①



Boolean formula: $(A+B)+C=D$
 (or (or A B) C)

Truth Table

A	B	C	D
0	0	0	0
0	0	1	1
0	1	0	1
0	1	1	1
1	0	0	1
1	0	1	1
1	1	0	1
1	1	1	1

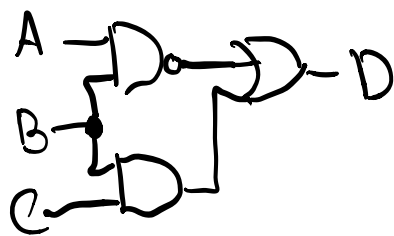
②



Boolean formula: $(A \cdot B) + C$

A	B	C	D
0	0	0	0
0	0	1	1
0	1	0	0
0	1	1	1
1	0	0	0
1	0	1	1
1	1	0	1
1	1	1	1

③



Boolean Formula: $\overline{(AB)} + (BC)$
 $\overline{AB} + BC$

A	B	C	D
0	0	0	1
0	0	1	1
0	1	0	1
0	1	1	1
1	0	0	1
1	0	1	1
1	1	0	0
1	1	1	1

Karnaugh Maps

What are they for?

We use them to simplify boolean formulas to sum-of-products form.

$$\underline{xyz} + \bar{x}y + z$$

products (ANDs) joined by ORs

Example: $(\bar{A} + B)(A + \bar{C})$

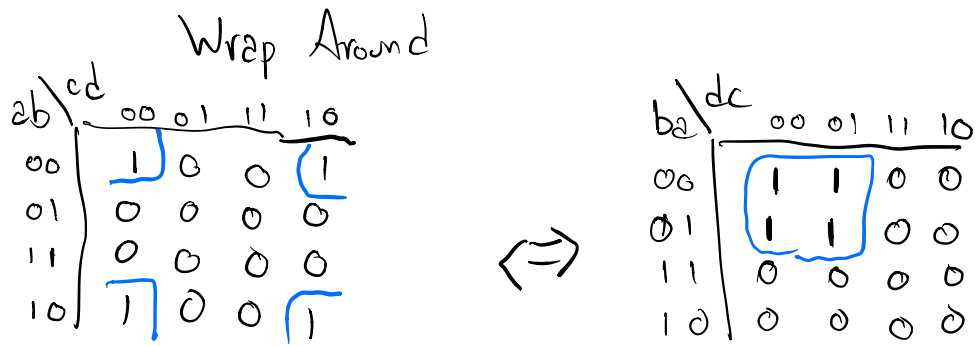
AB \ C	0	1
00	1	0
01	1	0
11	1	1
10	0	0

$\Rightarrow AB + \bar{A}\bar{C}$

Rules for grouping

1. Only group rectangular regions
2. All dimensions of the group must be powers of two
3. Groups must be as large as possible
4. Make the fewest groups possible while covering all ones
5. Groups can only contain ones (or "don't cares")

Wrap around is allowed.



Practice Problems

1. Draw and fill in K-map
2. Circle groups
3. Convert to minimal sum-of-products form
4. Draw a circuit to implement the formula from #3

I. $A(B + \bar{A} + A) + B\bar{A} = A + B$

II. $B(A\bar{B} + \bar{C} + A) + B\bar{C}$

this was missing!

We will discuss these on Monday